














Community Planning Partnership
Management Committee Meeting – 20 January 2010
Ag Item 3(a) - Appendix

Measure	Description	Frequency	Last Update	Target	Comment	Lead Organisation	Status
Argyll and Bute Council							
ABC01	Tackling climate change	Calendar Month	Dec 2009	Target to be green	Combination of measures from Corporate Plan	Argyll and Bute Council	●
ABC02	Modernising Waste Management	Calendar Month	Dec 2009	Target to be green	Combination of measures from Corporate Plan	Argyll and Bute Council	●
ABC03	Sustainable Growth	Calendar Month	Dec 2009	Target to be green	Combination of measures from Corporate Plan	Argyll and Bute Council	●
ABC04	Education – Good to Better	Calendar Month		Target to be green	Combination of measures from Corporate Plan	Argyll and Bute Council	●
ABC05	Modernising social work	Calendar Month	Dec 2009	Target to be green	Combination of measures from Corporate Plan	Argyll and Bute Council	●
ABC06	More homes, less homelessness	Calendar Month	Dec 2009	Target to be green	Combination of measures from Corporate Plan	Argyll and Bute Council	●
ABC07	Transport/Improving access	Calendar Month	Dec 2009	Target to be green	Combination of measures from Corporate Plan	Argyll and Bute Council	●
ABC08	Waterfronts and TCs	Calendar Month	Dec 2009	Target to be green	Combination of measures from Corporate Plan	Argyll and Bute Council	●
ABC09	Supporting growing business	Calendar Month	Dec 2009	Target to be green	Combination of measures from Corporate Plan	Argyll and Bute Council	●
ABC10	Improvement	Calendar	Nov	Target to be	Combination of	Argyll and Bute	●






Community Planning Partnership
Management Committee Meeting – 20 January 2010
Ag Item 3(a) - Appendix

		Month	2009	green	measures from Corporate Plan	Council	
ABC11	Process for change	Calendar Month	Dec 2009	Target to be green	Combination of measures from Corporate Plan	Argyll and Bute Council	
ABC12	Community planning	Calendar Month	Dec 2009	Target to be green	Combination of measures from Corporate Plan	Argyll and Bute Council	
ABC13	People management	Calendar Month	Oct 2009	Target to be green	Combination of measures from Corporate Plan	Argyll and Bute Council	
ABC14	Develop the third sector	Calendar Month	Dec 2009	Target to be green	Combination of measures from Corporate Plan	Argyll and Bute Council	
NHS							
Measure	Description	Frequency	Last Update	Target	Comment	Lead Organisation	Status
NHS-H2	Children registered with dentist	Financial Quarter	FQ1 09/10	80%	Data available through NHS Highland Balanced Scorecard.	NHS	
NHS-H3	Child healthy weight intervention programme	Financial Year	Nov 2009	275	Data available through NHS Highland Balanced Scorecard.	NHS	
NHS-H4	Number of alcohol screenings	Financial Year	Sep 2009	2398 by 2010/11	Data available through NHS Highland Balanced	NHS	

Community Planning Partnership
Management Committee Meeting – 20 January 2010
Ag Item 3(a) - Appendix

					Scorecard.		
NHS-H5	Reduce suicide rates	Financial Year	02/03 baseline	17.5 per 100,000	Data available from December 2009	NHS	
NHS-H6	Reduction in smoking population	Financial Year	July 2009	51 quits per month	Data available through NHS Highland Balanced Scorecard.	NHS	
NHS-H7	Proportion of new born children breastfed	Financial quarter	FQ1 09/10	36% by 2010/11	Data available through NHS Highland Balanced Scorecard.	NHS	
NHS-E8	Reduce emissions	Financial year	FQ1 09/10	4% reduction by March 2010	Data available through NHS Highland Balanced Scorecard.	NHS	
NHS-A10	12 week max wait for all outpatient referrals	Financial year	FQ3 09/10	Day case and in patient: 12 weeks (Mar 2010)	Data available through NHS Highland Balanced Scorecard.	NHS	
NHS-A11	Maximum drug treatment waiting times	Financial year		TBC	No performance measure for 2009/10	NHS	
NHS-T4	Reduce number of psychiatric readmissions	Financial quarter	FQ1 09/10	68 readmissions by December 2009	Data available through NHS Highland Balanced Scorecard.	NHS	

Community Planning Partnership
Management Committee Meeting – 20 January 2010
Ag Item 3(a) - Appendix

NHS-T6	Reduce hospital admissions	Financial quarter	July 2009	1582 admissions per 100,000 by March 2011	Data available through NHS Highland Balanced Scorecard.	NHS	
NHS-T8	Older people with care needs	Financial year	Sep 2009	Older People cared for at home: 2010/11 - 60% Older people with complex care needs: 2010/11- 60% completed	Data available through NHS Highland Balanced Scorecard.	NHS	
NHS-T9	Improve management of dementia patients	Financial year	FY 08/09	2659 per 100,000 by March 2011	Data available through NHS Highland Balanced Scorecard.	NHS	
NHS-T10	Reductions on rates of attendance at A&E	Financial year	Oct 2009	98% wait <4 hours	Data available through NHS Highland Balanced Scorecard.	NHS	
NHS-T12	Reduce older people emergency inpatients	Financial year	FY 07/08	34.5 admissions per 1,000 older people - (2008/9) 2,950 bed-days per 1,000 older	Data available through NHS Highland Balanced Scorecard.	NHS	





Community Planning Partnership
Management Committee Meeting – 20 January 2010
Ag Item 3(a) - Appendix

				people - (2008/9			
Measure	Description	Frequency	Last Update	Target	Comment	Lead Organisation	Status
Strathclyde Police							
SP1a	Crimes of violence	Financial year	08/09	Reduce	Modest targets have been set by Argyll and Bute Council	Strathclyde Police	●
SP1b	Rate of domestic abuse	Financial year	07/08 baseline	Increase	Awaiting publication of data from Scottish Government	Strathclyde Police	●
SP2a	Anti-social offences	Financial year	07/08 baseline	Exceed baseline average		Strathclyde Police	●
SP2b	Detections for drugs supply	Financial year	08/09 baseline	Increase		Strathclyde Police	●
SP3b	Consultation survey on crime, misuse and safety	Financial year	No data	TBC	Data will be generated by a consultation undertaken by the CSP. No data yet available on this.	Strathclyde Police	
Argyll College							
Measure	Description	Frequency	Last	Target	Comment	Lead	Status






Community Planning Partnership
Management Committee Meeting – 20 January 2010
Ag Item 3(a) - Appendix

			Update			Organisation	
AC1	Increase in FE activity	Financial year	07/08 baseline	9,000 SUMs allocated by 2010/11	Figures only available on an annual basis and by academic year	Argyll College	●
AC2	Increase provision of HE activity	Financial year	No data	-	No real progress with this measure.	Argyll College	
AC3	Argyll college receives fundable body status	Financial year	No data	Funded directly by Scottish Funding Council	Figures only available on an annual basis and by academic year	Argyll College	●
Highland and Islands Enterprise							
HIE1a	New growth plans	Financial year	08/09 baseline	2010/11 - 30	Data only available at year end	HIE	●
HIE1b	Total of account managed businesses	Financial year	08/09 baseline	2010/11 - 80		HIE	●
OBSOLETE HIE1c	Businesses engaged in international business	Financial year	08/09 baseline		No longer a target for HIE	HIE	
HIE1d	Private sector earnings index	Financial year	08/09 baseline	2010/11 - 130	Data only available at year end	HIE	●
HIE2a	Number of account managed social enterprises	Financial year	08/09 baseline	2010/11 – 15 (cumulative)		HIE	●
OBSOLETE	Community	Financial	No data		No longer a	HIE	



Community Planning Partnership
Management Committee Meeting – 20 January 2010
Ag Item 3(a) - Appendix

HIE2c	groups supporting renewable energy	year			target for HIE		
Local Performance Indicator							
Measure	Description	Frequency	Last Update	Target	Comment	Lead Organisation	Status
LPI01	Network road condition indicator	Financial year	08/09	2010/11 – Improve	Modest targets have been set by Argyll and Bute Council		
LP102	Positive perceptions of neighbourhoods	Financial year	05/06 baseline	2010/11 – Increase	Modest targets have been set by Argyll and Bute Council		
LPI03	Average net migration of young aged 16 – 24	Financial year	05/06 baseline	Long term target >0	Modest targets have been set by Argyll and Bute Council		
LPI04	'Young' age cohorts as proportion of population	Financial year	No data	2010/11- Increase	Modest targets have been set by Argyll and Bute Council		
LPI05	Increased levels of net in-migration	Financial year	05/06 baseline	2010/11 >250	Data is available on a yearly basis through GRO Scotland. Modest targets set by Argyll and Bute Council.		

Community Planning Partnership
Management Committee Meeting – 20 January 2010
Ag Item 3(a) - Appendix

LPI06	Percentage of planning applications dealt with in 2 months	Financial year	07/08 baseline	2010/11 – 69%	This measure is referenced in from the Planning Scorecard.		
LPI07	Proportion of population with Gaelic ability	Financial year	07/08 baseline	2010/11 – Increase	Modest targets have been set by Argyll and Bute Council	Argyll and Bute Council	
LPI08	Visitor figures for selected attractions	Financial year	05/06 baseline	2010/11- Increase	1% increase set by Argyll and Bute Council		
LPI09	Annual visitor numbers to Tourist Information Centres	Financial year	No data	2010/11 - Increase	1% increase set by Argyll and Bute Council		
Local Transport Strategy							
Measure	Description	Frequency	Last Update	Target	Comment	Lead Organisation	Status
LTS01	Fatal and serious injuries	Calendar year	FQ2 09/10	Targets set by Argyll and Bute Council	Data available on a quarterly basis through Strategic Transportation		
LTS02	Slight injury casualties	Calendar year		Targets set by Argyll and Bute Council			
LTS03	Child killed or seriously injured	Calendar year		Targets set by Argyll and Bute Council			
LTS04/ABC 07b	3% increase of passenger on	Financial year	05/06 baseline	3% increase per annum			





Community Planning Partnership
Management Committee Meeting – 20 January 2010
Ag Item 3(a) - Appendix

	buses						
SEARS							
Measure	Description	Frequency	Last Update	Target	Comment	Lead Organisation	Status
SEARS 1a	Management arrangements	Financial year	07/08 baseline	2010/11– 200 per annum	Awaiting update on target	SEARS (Rural Payments and Inspections, Scottish Government)	
SEARS 1b	Positive management	Financial year	No data	No targets set	Awaiting update on target	SEARS	
SEARS 2a	Reintroduction of beavers	Financial year	No data	2010/11 - Target 2010/11 Beavers arrive on site. Effective liaison mechanisms local stakeholders established	Awaiting update on target	SEARS	
SEARS 4	Success measure is still undecided	Financial year	07/08 baseline	2010/11 - Approval of management plan and implement to work towards 2015 target			
National Indicators and Targets							
Measure	Description	Frequency	Last	Target	Comment	Lead	Status

Community Planning Partnership
Management Committee Meeting – 20 January 2010
Ag Item 3(a) - Appendix

			Update			Organisation	
NP02	Business start up rate	Financial year	2007	2010/11 - Increase		Scottish Government	●
NP07	School leavers positively employed	Financial year	FY 07/08	2010/11 - Increase	Data available through Scottish Neighbourhood Statistics (SNS) – Awaiting release of latest statistics	Scottish Government	●
NP11	Dental disease in children	Financial year	05/06 baseline	2010/11 - >60%	Data available from SNS – Awaiting release of latest statistics	Scottish Government	●
NP17	Percentage of adults who smoke	Financial year	05/06 baseline	2010 - Reduce	Data available from SNS – Awaiting release of latest statistics	Scottish Government	●
NP18	Hospital admissions alcohol related	Financial year	03/04 baseline	2010/11 Reduce	Data available from SNS – Awaiting release of latest statistics	Scottish Government	●
NP20	Over 65s emergency inpatients	Financial year	06/07 baseline	2010/11 - Reduce	Data available from SNS – Awaiting release of latest statistics	Scottish Government	●
NP22	Homeless households in accommodation	Financial year	06/07 baseline	2012 – 100%	Data available from Community Support	Scottish Government	●
NP23	Reduce reconviction rates	Financial year	07/08 baseline	2010/11 - <38%		Scottish Government	●

Community Planning Partnership
Management Committee Meeting – 20 January 2010
Ag Item 3(a) - Appendix

NP27	House building rate	Financial year	06/07 baseline	2010/11 - Increase	Data available from SNS – Awaiting release of latest statistics	Scottish Government	
NP28	Neighbourhood rating	Financial year	05/06 baseline	2010/11 - Increase	Data available from SNS – Awaiting release of latest statistics	Scottish Government	
NP29	Problem drug users	Financial year	03/04 baseline	Long term - decrease	Modest targets set by Argyll and Bute Council	Scottish Government	
NP33	Protected nature sites	Financial year	No data	No targets set	No data available at a local level. National data has been used.	Scottish Government	
NP43	Perception of public services	Financial year	No data	2010/11 - Increase	Modest targets set by Argyll and Bute Council.	Scottish Government	